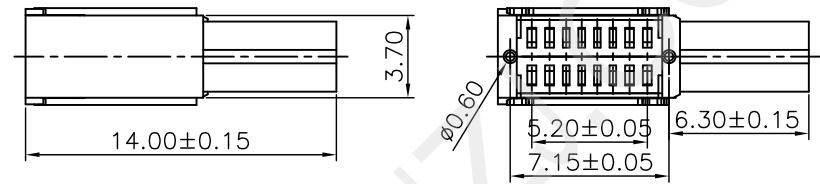
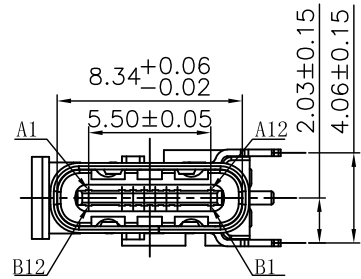


A1	GND	B12	GND
A2		B11	
A3		B10	
A4	VBUS	B9	VBUS
A5	CC1	B8	SBU2
A6	D+	B7	D-
A7	D-	B6	D+
A8	SBU1	B5	CC2
A9	VBUS	B4	VBUS
A10		B3	
A11		B2	
A12	GND	B1	GND

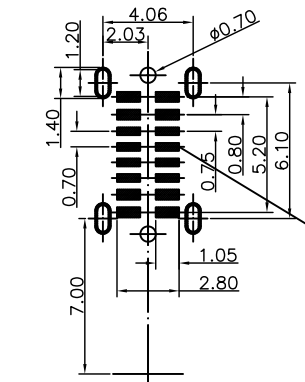


MATERIALS

1. HOUSING : LCP (UL 94V-0), BLACK.
2. TERMINAL : COPPER ALLOY,
GOLD PLATED ON CONTACT AREA.
GOLD FLASH PLATING ON SOLDER TAIL.
NICKEL UNDERPLATED OVER ALL.
3. MID PLATE : STAINLESS STEEL.
4. SHELL : STAINLESS STEEL,NICKEL PLATING.

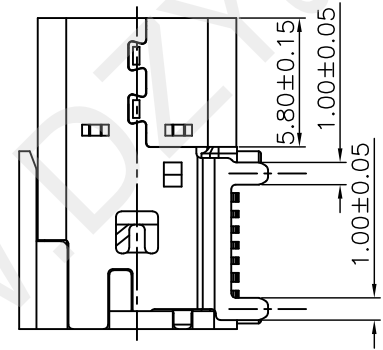
SPECIFICATION

1. CURRENT RATING : 5.0A FOR Vbus PIN,
1.25A FOR Vconn PIN,
0.25A FOR OTHER PINS.
2. CONTACT RESISTANCE : 40mΩ.
3. INSULATION RESISTANCE : 100MΩ MIN.
4. DIELECTRIC WITHSTANDING VOLTAGE : 100 VAC MIN.
5. OPERATING TEMPERATURE : -40°C TO +85°C.
6. MATING FORCE : 5~20N.
7. UNMATING FORCE : 8~20N.
8. DURABILITY : 10,000 CYCLES.
9. RECOMMENDED PROCESS :
THE PEAK TEMPERATURE ON THE BOARD SHALL
MAINTAIN 260°C.



B12	A1
B9	A4
B8	A5
B7	A6
B6	A7
B5	A8
B4	A9
B1	A12

RECOMMENDED P. C. B LAYOUT
TOLERANCE ± 0.05mm (TOP VIEW)



深圳市华宇创精密电子有限公司

TOLERANCE: X.X ±0.30 X.XX ±0.25 X.XXX ±0.15 X' ±2' X.X' ±0.5'	DRAWN BY : 陈一鸣	DATE : 2014-02-23	PART NAME: USB TYPE C 母座16P 侧贴SMT CH=4.58 L=14.0mm
	CHECKED BY: 马跃	DATE : 2014-02-23	PART NO. : HVC630-USBC16-458
UNIT: mm [inch] SCALE:1:1 SIZE: A4	APPROVED BY: 邱敏	DATE : 2014-02-23	DRAW NO. : HVC-2511191436
			SHEET NO. : 1 OF 1